

Regular Program Summer Term

Online Application Guide



Access
the website



Fill out the
application form



Review
application



Payment



고려대학교 한국어센터
Korea University
Korean Language Center

Access the Website

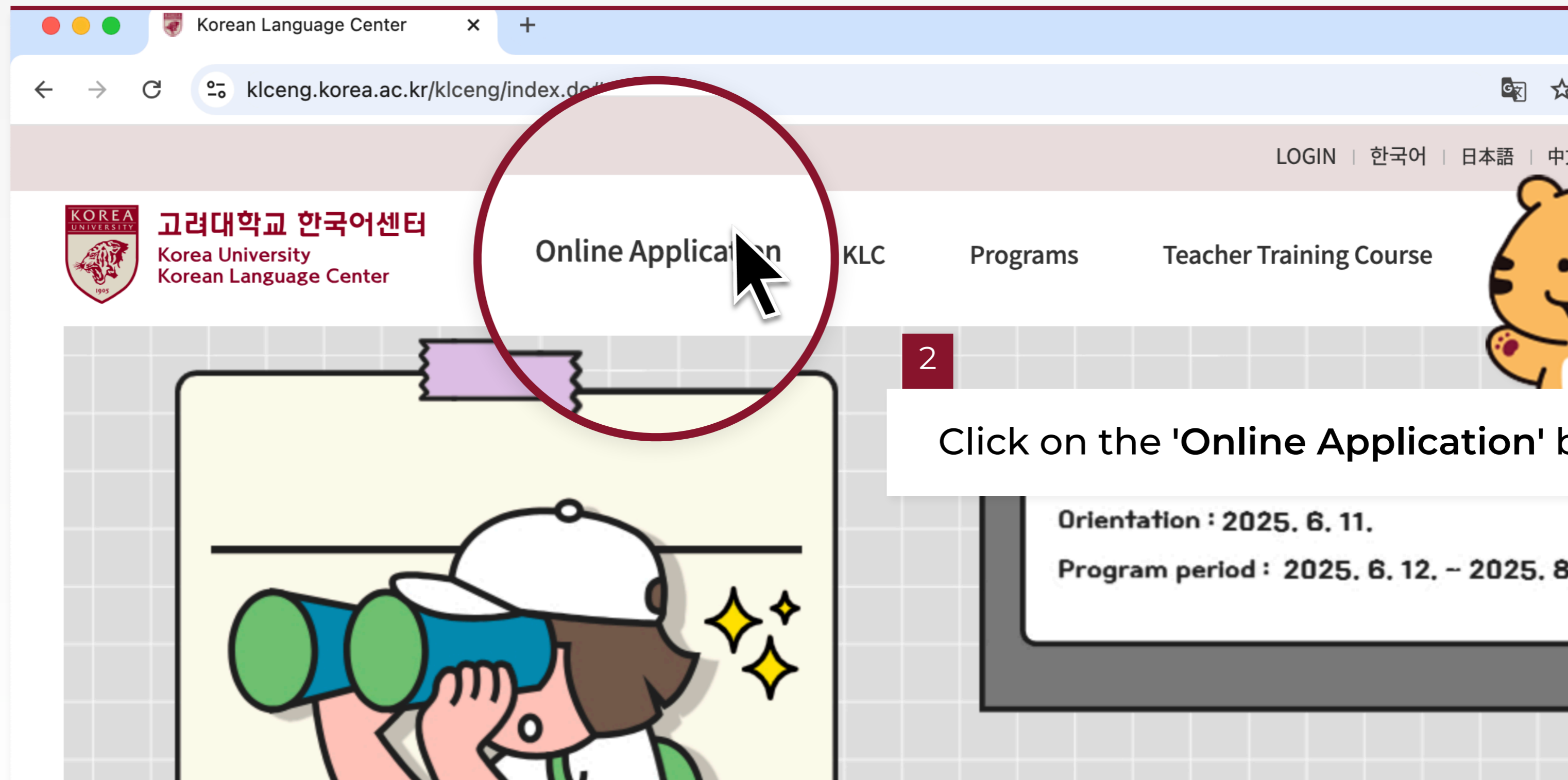
1

Enter the KLC website: <https://klc.korea.ac.kr>

* ENG(<https://klceng.korea.ac.kr>)

* CHN(<https://klcchn.korea.ac.kr>)

* JPN(<https://klcjpn.korea.ac.kr>)



The screenshot shows a web browser window with the URL klceng.korea.ac.kr/klceng/index.do. The page header includes the Korea University logo and the text "고려대학교 한국어센터" (Korea University Korean Language Center). A navigation menu contains "Online Application", "KLC", "Programs", and "Teacher Training Course". The "Online Application" button is circled in red, and a mouse cursor is pointing at it. A cartoon tiger mascot is visible on the right side of the page. Below the navigation menu, there is a large illustration of a person wearing a white cap and holding a blue telescope, with yellow stars around them. To the right of this illustration, there is a white box containing the text: "Orientation : 2025. 6. 11." and "Program period : 2025. 6. 12. - 2025. 8.".

2

Click on the 'Online Application' button

Access the Website

HOME > Online Application

Online Application

Schedule

Course	Application period	Tuition payment deadline	Orientation	Program period
2025 Regular Program Summer Term	2025.03.10.~2025.04.30.	2025.04.30.	2025.06.11.	2025.06.12. ~ 2025.08.22.

Apply (Coming soon)
Check Application Status

3

Click the 'Apply' button to enter the application form



Fill Out the Application Form



1

Fill in your information according to the instructions



Korea University Korean Language Center Application Form

Please select a course.

Regular Program *

- 1 Term Application:** 2026 Summer term (June–August)
- 2 Term Application:** 2026 Summer term (June–August) / 2026 Fall term (September–November)
- 3 Term Application:** 2026 Summer term (June–August) / 2026 Fall term (September–November) / 2026 Winter term (December–February)
- 4 Term Application:** 2026 Summer term (June–August) / 2026 Fall term (September–November) / 2026 Winter term (December–February) / 2027 Spring term (March–May)

Course *

- General Korean Course – Morning (9:00~13:00)
- General Korean Course – Afternoon (13:45~17:45)
- Academic Korean Course – Afternoon (13:45~17:45)

[View details](#)

[We prioritize assigning you to the selected course; however, please note that depending on the situation, you may not be assigned to your preferred class(Morning/Afternoon/Academic)]




Fill Out the Application Form

1. Personal information

Full Name as in Passport *
Please enter your name in uppercase letters

ID Photo *

Nationality *



4. Additional Information

How did you learn about our center? *

Current Health Condition *

Eligibility for Tuition Fee Reduction Eligible Not Eligible

2. Academic Background and Korean Language

Academic Background (Most Recent Education)

Education Level*	School Name*	Major	C
<input type="text" value="[Select] v"/>	<input type="text"/>	<input type="text"/>	<input type="text"/>

Korean Level Ability Yes No

5. Self-introduction

Reason for Studying Korean *


Please write a self-introduction, academic plan, and

3. Visa Information

Visa Status *


Alien Registration Number

Certificate of Admission * Applied Not Applied



6. Application Documents Submission

✓ Attached Documents



Fill in your information according to the instructions

Fill Out the Application Form

Privacy Policy

qualifications, and records. It will also be used for student management, tuition refund processing, scholarship management, and other purposes.

2. Basis for Collection

Foreign Student Management Guidelines (Ministry of Education), Immigration Control Act, Immigration Act, Immigration Regulation, Immigration Decree Article 24, Paragraph 8.

3. List of Information Collected

- (1) Personal Identification Information: Name, Date of Birth, Nationality, Gender, Alien Registration Number, Passport Number, Address, Phone Number, Email Address, Photo, Visa Type, Visa Expiry Date
- (2) Educational Background: Middle School Grades, High School Grades, Undergraduate and Graduate or equivalent education, Enrollment Period, Major
- (3) Work Experience: Company Name, Department, Job Title, Employment Period, Phone Number
- (4) Other Information: Application Form, Personal Statement and Academic Purpose, Financial (Sponsor) Documents, Bank Account Copy, Educational Background, Admission Year and Semester for the Korean Language Center, and all details recorded in attendance and grades.

4. Retention Period

All collected personal information will be stored permanently within the scope required for verification during the admissions process.

I acknowledge that providing personal information is necessary for the application process at the Korean Language Center of Korea University, and I consent to its collection and use in accordance with Korean privacy laws.

kuklc.korea.ac.kr 내용:

Would you like to submit it? Changes cannot be made after submission.

Cancel

Ok

3

Confirm the submission

Complete & Submit

2



Click the 'Complete & Submit' button to submit the application form



Review Application

HOME > Online Application

Online Application

Schedule

Course	Application period	Tuition payment deadline	Orientation	Program period
2025 Regular Program Summer Term	2025.03.10.~2025.04.30.	2025.04.30.	2025.06.11.	2025.06.12. ~ 2025.08.22.

Apply (Coming soon)

Check Application Status

1

Access the online application page again, and this time click the 'Check Application Status' button



Review Application

KU HOI



접수번호 Application Number

ADAP012090

과정 Regular Program

2026년 정규과정 여름학기

지원 상태 Application Status

작성완료

지원서
Application Form

PRINT

전형료를 납부 완료하고 서류를 모두 제출하여 합격된 학생에 한하여 등록금 납부를 위한 아래에 문서들이 활성화 됩니다. 등록금이 정상 납부된 후에는 영수증 출력버튼도 생성되어 출력이 가능합니다. 지원에 필요한 모든 서류는 아래 주소로 보내주세요. ** [02811] 서울특별시 성북구 북악산로 27길 41 한국어교육관 301호 한국어센터 모든 절차 완료 이후에도 활성화가 되지 않는 경우 이메일로 문의주세요.

Only students who have completed the application fee payment, submitted all required documents, and have been admitted will have access to the following documents for tuition payment. After the tuition payment is successfully processed, a receipt print button will also be generated for download. Please send all required application documents to the following address: ** [02811] Room 301, Korean Language Center, Korean Language Education Building, 41 Bukaksan-ro 27-gil, Seongbuk-gu, Seoul, Republic of Korea** If the documents are not activated even after completing all procedures, please contact us via email.

2

전형료 인보이스
Application fee Invoice

PAYMENT

결제상태 Payment Status

결제 전 (Before Payment)

총금액 Amount Due	50,000	상세
납부액 Amount Paid	0	
미납액 Unpaid Amount	50,000	

입금 확인에는 1~2일 영업일이 소요됩니다. 원활한 결제처리를 위해 중복결제를 지양하여 주시기 바랍니다.

It takes 1 to 2 business days to confirm the deposit. Please avoid duplicate payments for smooth payment processing.

결제방법 Payment Method

본국에서 결제
Payment in your home currency



한국에서 결제
Payment in Korea

가상계좌
Virtual Account


flywire 고객센터 !
FLYWIRE Customer Service



Then you will be able to review and check your information and application form again

Payment

KU HOI



접수번호 Application Number
ADAP012090

과정 Regular Program
2026년 정규과정 여류

지원 상태 Application Status
작성완료

지원서 Application Form

첨부서류 추가제출 Application Form

PRINT

전형료를 납부 완료하고 서류를 모두 제출하여 합격된 학생에 한하여 등록금 납부를 위한 아래에 문서들이 활성화 됩니다.
등록금이 정상 납부된 후에는 영수증 출력 버튼도 생성되어 출력이 가능합니다.
지원에 필요한 모든 서류는 아래 주소로 보내주세요.
** [02811] 서울특별시 성북구 북악산로 27길 41 한국어교육관 301호 한국어센터
모든 절차 완료 이후에도 활성화가 되지 않는 경우 이메일로 문의주세요.

Only students who have completed the application fee payment, submitted all required documents, and have been admitted will have access to the following documents for tuition payment.
After the tuition payment is successfully processed, a receipt print button will also be generated for download.
Please send all required application documents to the following address:
** [02811] Room 301, Korean Language Center, Korean Language Education Building, 41 Bukaksan-ro 27-gil, Seongbuk-gu, Seoul, Republic of Korea**
If the documents are not activated even after completing all procedures, please contact us via email.

전형료 인보이스
Application fee Invoice



1 **Check the Invoice**

PAYMENT

결제상태 Payment Status

결제 전 (Before Payment)


총금액 Amount Due	50,000	상세
납부액 Amount Paid	0	
미납액 Unpaid Amount	50,000	

입금 확인에는 1~2일 영업일이 소요됩니다.
원활한 결제처리를 위해 중복결제를 지양하여 주시기 바랍니다.

It takes 1 to 2 business days to confirm the deposit.
Please avoid duplicate payments for smooth payment processing.

결제방법 Payment Method

- **본국에서 결제**
Payment in your home currency
- **한국에서 결제**
Payment in Korea


가상계좌
Virtual Account

flywire 고객센터
FLYWIRE Customer Service



Good job!

See you soon!



2

Choose your preferred method and proceed with the payment

*Virtual account payment is only available for Korean accounts